



## 500 Brickell

500 Brickell Ave  
Miami, FL 33131

Every month we compile this comprehensive market report focus on 500 Brickell in this convenient and easy to read format. Our datas comes from more than six different sources including MLS Associations, County Offices and Financial Institutions. Get this report for free every month on our website [500brickellcondosforsale.com](https://500brickellcondosforsale.com).

## Property Stats

POSTAL CODE 33131

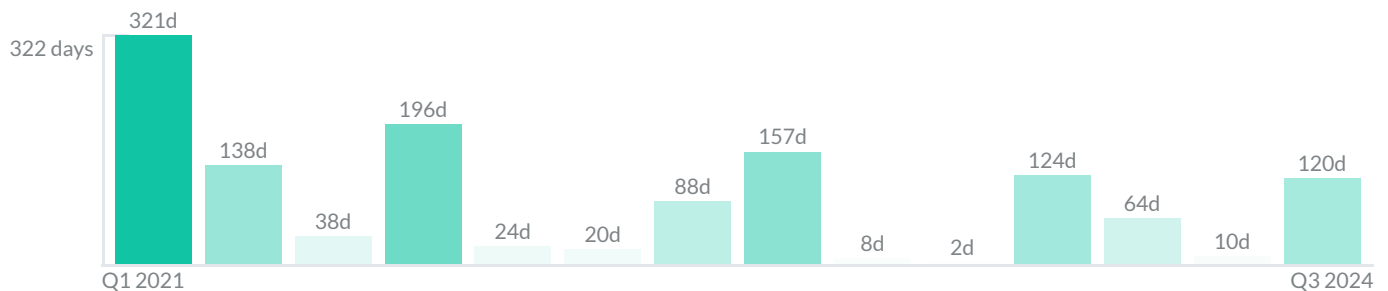
The property stats graph represents the median price evolution since ten years in your postal code area.



## Similar Properties

DAYS ON THE MARKET

Everyday 3 months we monitor how many days it takes for similar properties to be sold. This is also a good indicator to know when to buy or sale!

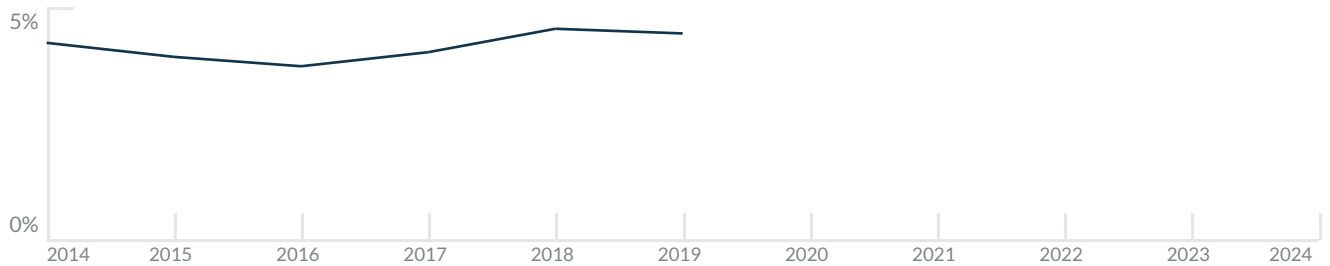


# Mortgage Rates

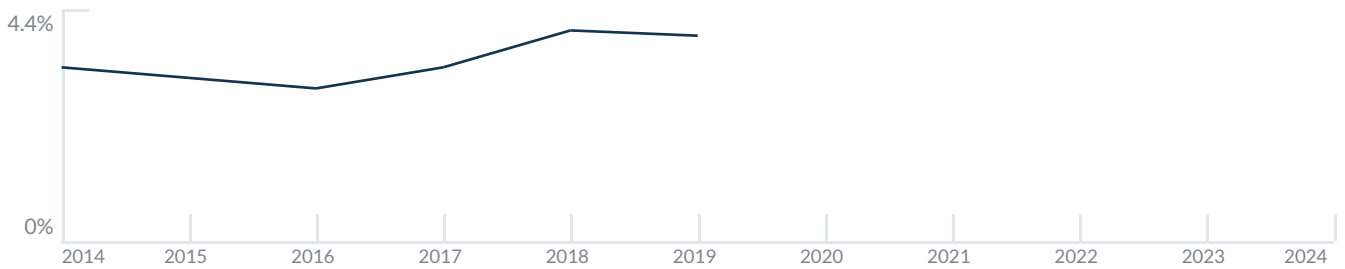
PER YEAR

Understanding mortgage economics is important when you want to buy with a loan. Below is the historical yearly average mortgage rates in the Unites States retrieved from Freddie Mac©

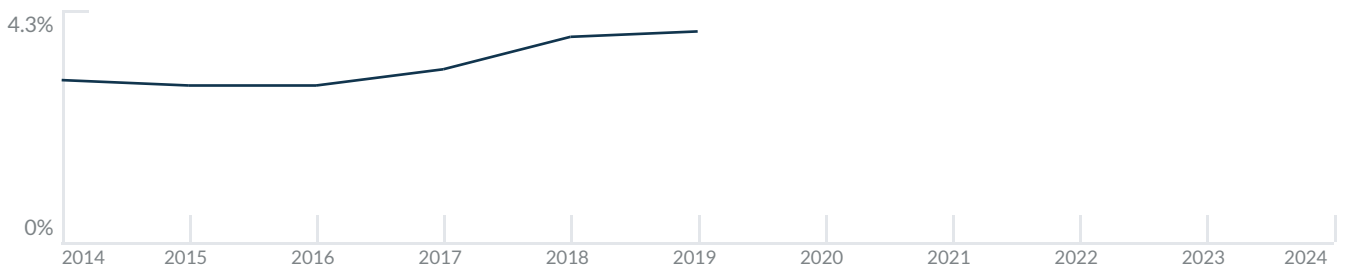
30 YEARS FIXED 4.4%



15 YEARS FIXED 3.9%



5/1-YEAR ADJUSTABLE 3.9%



# Schools

CLOSEST

Having good schools nearby is important if you have kids or plan to rent or sell your home. Ratings are retrieved from the leading independent and nonprofit GreatSchools©

ELEMENTARY SCHOOL	MIDDLE SCHOOL	HIGH SCHOOL
Alpha Charter Of Aspire Engenio Maria De Hostos Youth Leadership Charter School	World School Of The Arts	
1/10	1/10	10/10

# Insights

IN 500 BRICKELL

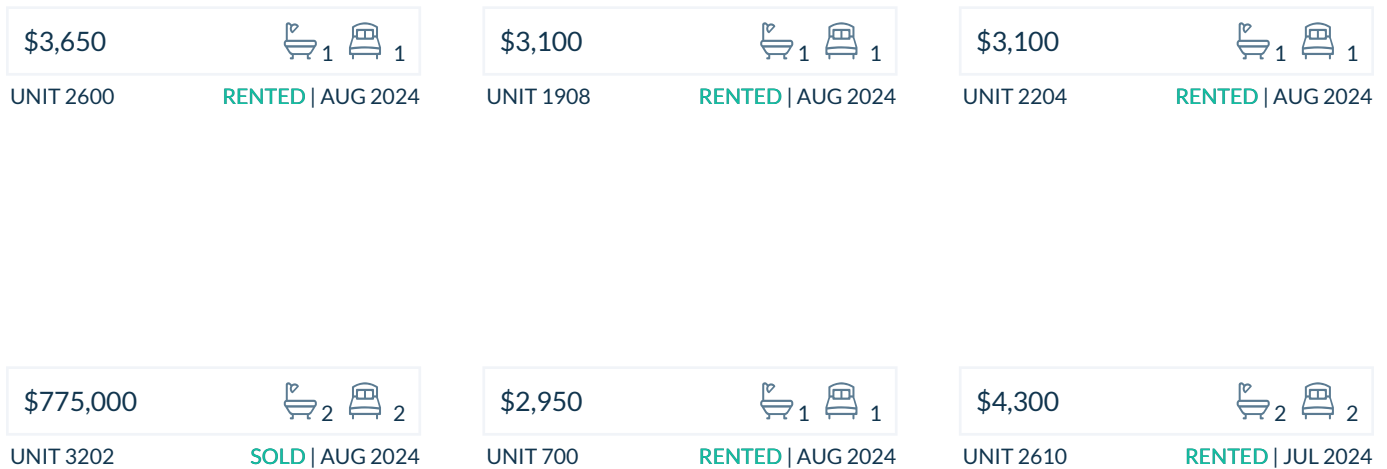
Below the average listing prices of available unit per property type.



# Activity

SOLD OR RENTED

Below the latest transactions reported by the local MLS Association for 500 Brickell



## Sold

LAST 20 PROPERTIES SOLD IN 500 BRICKELL

Unit	Price	Beds/Baths	\$/Sqft	Sqft	Buying Date	Days on Market
3202	\$775,000	2/2	\$676.3	1,146	Aug 2024	67
2106	\$495,000	1/1	\$670.7	738	Jul 2024	173
3602	\$800,000	2/2	\$698.1	1,146	Jun 2024	15
2403	\$475,000	1/1	\$630.0	754	Apr 2024	6
3502	\$799,000	2/2	\$697.2	1,146	Apr 2024	8
2002	\$785,000	2/2	\$685.0	1,146	Mar 2024	81
2602	\$795,000	2/2	\$693.7	1,146	Feb 2024	46
4002	\$785,000	2/2	\$685.0	1,146	Dec 2023	48
1701	\$989,000	3/3	\$662.0	1,494	Oct 2023	200
2900	\$499,900	1/1	\$620.2	806	Jul 2023	2
3100	\$515,000	1/1	\$639.0	806	May 2023	3
1604	\$420,000	1/1	\$569.1	738	Apr 2023	5
2705	\$699,000	2/2	\$621.9	1,124	Apr 2023	17
1900	\$510,000	1/1	\$632.8	806	Mar 2023	157
3705	\$700,000	2/2	\$622.8	1,124	Sep 2022	76
701	\$670,000	2/2	\$609.1	1,100	Aug 2022	145
1602	\$690,000	2/2	\$602.1	1,146	Jul 2022	103
3504	\$510,000	1/1	\$691.1	738	Jul 2022	26
1600	\$540,000	1/1	\$670.0	806	Jun 2022	18
3910	\$585,900	2/2	\$489.5	1,197	Jun 2022	22

## Rented

LAST 20 PROPERTIES RENTED IN 500 BRICKELL

Unit	Price	Beds/Baths	\$/Sqft	Sqft	Rented Date	Days on Market
2600	\$3,650	1/1	\$4.5	806	Aug 2024	24
1908	\$3,100	1/1	\$4.2	738	Aug 2024	27
2204	\$3,100	1/1	\$4.2	738	Aug 2024	7
700	\$2,950	1/1	\$3.7	806	Aug 2024	55
2610	\$4,300	2/2	\$3.6	1,197	Jul 2024	20
2506	\$3,100	1/1	\$4.2	738	Jul 2024	24
2310	\$4,150	2/2	\$3.5	1,197	Jul 2024	29
3302	\$5,500	2/2	\$4.6	1,185	Jun 2024	73
2904	\$2,950	1/1	\$4.0	738	Jun 2024	18
4101	\$6,500	3/3	\$4.4	1,494	Jun 2024	52
3405	\$4,550	2/2	\$4.0	1,124	Jun 2024	99
1806	\$3,200	1/1	\$4.3	738	May 2024	44
3003	\$3,300	1/1	\$4.4	754	May 2024	62
900	\$3,150	1/1	\$3.9	806	May 2024	10
3106	\$2,975	1/1	\$4.0	738	May 2024	5
2608	\$3,000	1/1	\$4.1	738	May 2024	20
3706	\$3,100	1/1	\$4.2	738	May 2024	56
4103	\$3,300	1/1	\$4.4	754	Apr 2024	34
3002	\$5,500	2/2	\$4.8	1,146	Apr 2024	28
3204	\$3,250	1/1	\$4.4	738	Apr 2024	47

## Currently Listed

---

ACTIVE LISTINGS 1/2

Unit	Price	Beds/Baths	\$/Sqft	Sqft	Listing Date	Owner
PH-4	\$2,600,000	3/4	\$684.2	3800	Aug 2024	JOSE MANUE...
PH-4	\$20,000/mth	3/4	\$5.3	3800	Apr 2024	JOSE MANUE...
LPH-05	\$825,000	2/2	\$734.0	1124	Aug 2024	SALAH ENRIQ...
1000	\$525,000	1/1	\$651.4	806	Aug 2024	WILLIAM C BE...
1200	\$3,500/mth	1/1	\$4.3	806	Aug 2024	BEATRIZ GIL
1401	\$6,300/mth	3/3	\$4.2	1494	May 2024	
1401	\$999,000	3/3	\$668.7	1494	May 2024	
1407	\$4,200/mth	2/2	\$3.5	1197	Jun 2024	PETER FOLEY
1505	\$4,000/mth	2/2	\$3.6	1124	Aug 2024	JUAN G FLORES
1605	\$4,700/mth	2/2	\$4.2	1124	May 2024	LUISANA IDS...
1704	\$3,600/mth	1/1	\$4.9	738	Jun 2024	LUIS CARLOS...
1802	\$4,500/mth	2/2	\$3.9	1146	Aug 2024	N/A
1901	\$999,000	3/3	\$668.7	1494	Apr 2024	
1902	\$4,950/mth	2/2	\$3.9	1280	Jun 2024	ROLANDO CA...
1907	\$650,000	2/2	\$543.0	1197	Aug 2024	ROBERTO BE...
2006	\$3,300/mth	1/1	\$4.5	738	Aug 2024	CAMPO EJR. P...
2100	\$3,600/mth	1/1	\$4.5	806	Aug 2024	LEONID BRAV...
2310	\$730,000	2/2	\$609.9	1197	Aug 2024	MARIANO GH...
2407	\$699,000	2/2	\$584.0	1197	Aug 2024	N/A
2606	\$3,150/mth	1/1	\$4.3	738	Apr 2024	GAVINDRA P...

## Currently Listed

---

ACTIVE LISTINGS 2/2

Unit	Price	Beds/Baths	\$/Sqft	Sqft	Listing Date	Owner
2910	\$795,000	2/2	\$664.2	1197	Sep 2023	
3202	\$798,500	2/2	\$696.8	1146	May 2024	SORAYA C MA...
3202	\$4,800/mth	2/2	\$4.2	1146	Jul 2024	SORAYA C MA...
3405	\$760,000	2/2	\$676.2	1124	Aug 2024	JESUS LISAND...
3500	\$4,000/mth	1/1	\$5.0	806	Jun 2024	
3505	\$789,000	2/2	\$702.0	1124	Apr 2024	JORGE CABRE...
3505	\$749,000	2/2	\$666.4	1124	Jun 2024	JORGE CABRE...
3602	\$800,000	2/2	\$698.1	1146	May 2024	JUAN C UBIETO
3607	\$685,000	2/2	\$572.3	1197	Aug 2024	SYDNEY HALP...
3802	\$795,000	2/2	\$693.7	1146	Aug 2024	ANA ISABEL D...
3907	\$795,000	2/2	\$664.2	1197	Feb 2024	LUIZ FERNAN...
3910	\$720,000	2/2	\$601.5	1197	Aug 2024	JORGE CESIN
3910	\$4,500/mth	2/2	\$3.8	1197	Aug 2024	JORGE CESIN
4008	\$3,400/mth	1/1	\$4.6	738	Aug 2024	DELANO RAM...
4106	\$3,100/mth	1/1	\$4.2	738	Apr 2024	MELUMANIA...