



500 Brickell

500 Brickell Ave
Miami, FL 33131

Every month we compile this comprehensive market report focus on 500 Brickell in this convenient and easy to read format. Our datas comes from more than six different sources including MLS Associations, County Offices and Financial Institutions. Get this report for free every month on our website 500brickellcondosforsale.com.

Property Stats

POSTAL CODE 33131

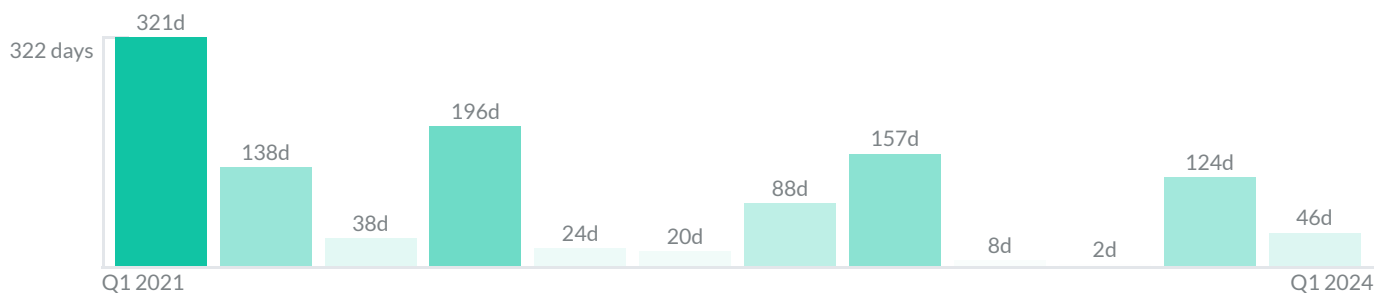
The property stats graph represents the median price evolution since ten years in your postal code area.



Similar Properties

DAYS ON THE MARKET

Everyday 3 months we monitor how many days it takes for similar properties to be sold. This is also a good indicator to know when to buy or sale!



Mortgage Rates

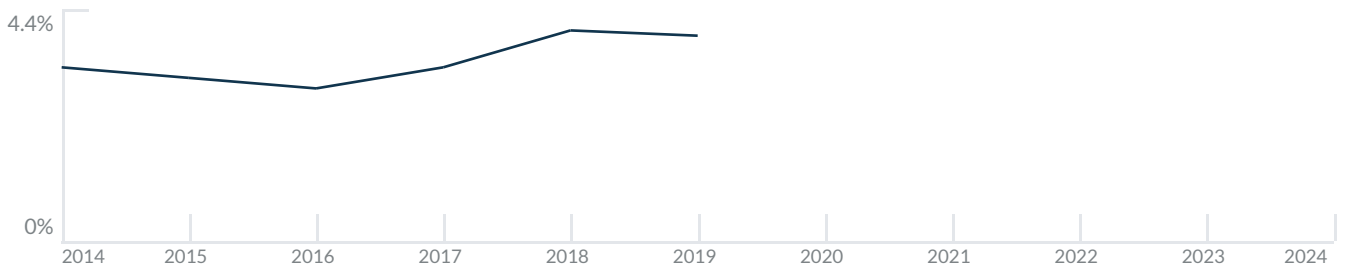
PER YEAR

Understanding mortgage economics is important when you want to buy with a loan. Below is the historical yearly average mortgage rates in the Unites States retrieved from Freddie Mac©

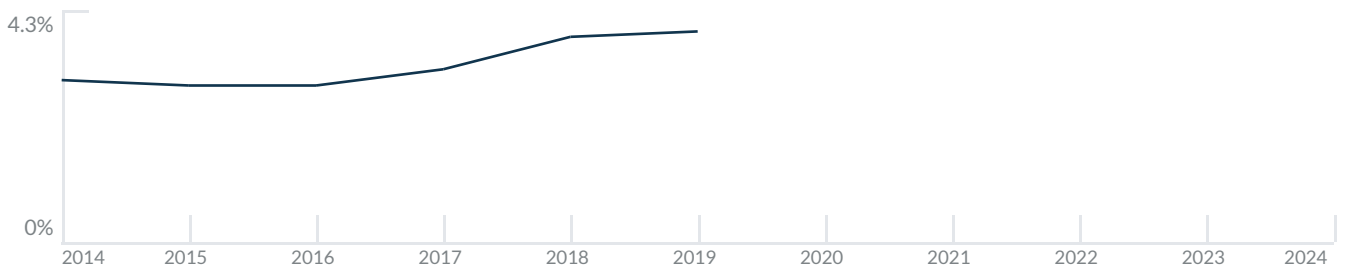
30 YEARS FIXED 4.4%



15 YEARS FIXED 3.9%



5/1-YEAR ADJUSTABLE 3.9%



Schools

CLOSEST

Having good schools nearby is important if you have kids or plan to rent or sell your home. Ratings are retrieved from the leading independent and nonprofit GreatSchools©

ELEMENTARY SCHOOL	MIDDLE SCHOOL	HIGH SCHOOL
Alpha Charter Of Aspire Engenio Maria De Hostos Youth Leadership Charter School	World School Of The Arts	
1/10	1/10	10/10

Insights

IN 500 BRICKELL

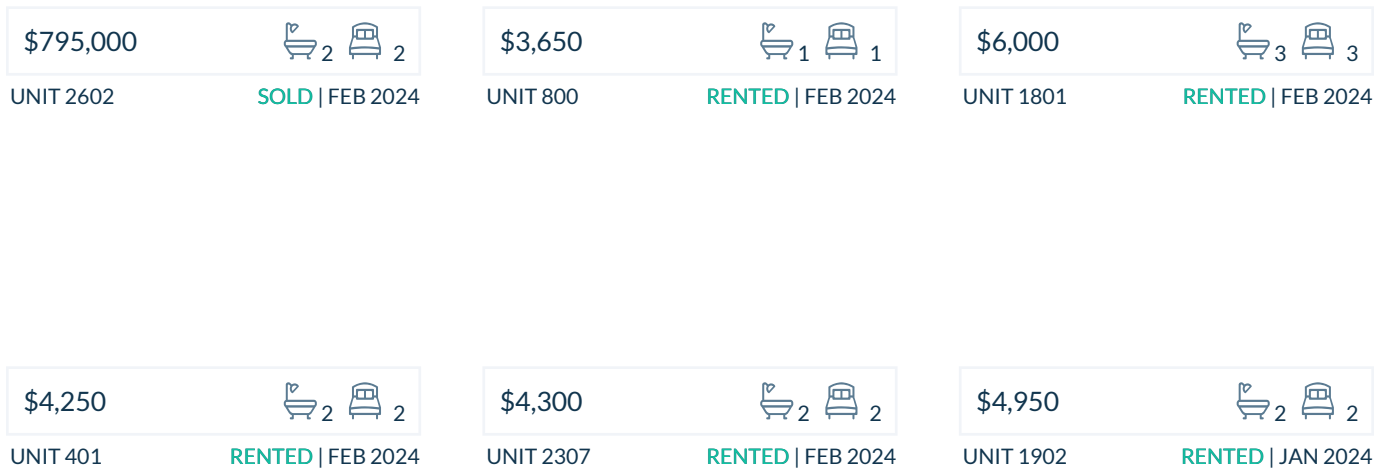
Below the average listing prices of available unit per property type.



Activity

SOLD OR RENTED

Below the latest transactions reported by the local MLS Association for 500 Brickell



Sold

LAST 20 PROPERTIES SOLD IN 500 BRICKELL

Unit	Price	Beds/Baths	\$/Sqft	Sqft	Buying Date	Days on Market
2602	\$795,000	2/2	\$693.7	1,146	Feb 2024	46
4002	\$785,000	2/2	\$685.0	1,146	Dec 2023	48
1701	\$989,000	3/3	\$662.0	1,494	Oct 2023	200
2900	\$499,900	1/1	\$620.2	806	Jul 2023	2
3100	\$515,000	1/1	\$639.0	806	May 2023	3
1604	\$420,000	1/1	\$569.1	738	Apr 2023	5
2705	\$699,000	2/2	\$621.9	1,124	Apr 2023	17
1900	\$510,000	1/1	\$632.8	806	Mar 2023	157
3705	\$700,000	2/2	\$622.8	1,124	Sep 2022	76
701	\$670,000	2/2	\$609.1	1,100	Aug 2022	145
1602	\$690,000	2/2	\$602.1	1,146	Jul 2022	103
3504	\$510,000	1/1	\$691.1	738	Jul 2022	26
1600	\$540,000	1/1	\$670.0	806	Jun 2022	18
3910	\$585,900	2/2	\$489.5	1,197	Jun 2022	22
3405	\$683,000	2/2	\$607.7	1,124	Mar 2022	92
2602	\$725,000	2/2	\$632.6	1,146	Mar 2022	6
1810	\$565,000	2/2	\$472.0	1,197	Mar 2022	8
2500	\$385,000	1/1	\$477.7	806	Feb 2022	2
1402	\$659,000	2/2	\$575.0	1,146	Jan 2022	11
3902	\$695,000	2/2	\$606.5	1,146	Dec 2021	85

Rented

LAST 20 PROPERTIES RENTED IN 500 BRICKELL

Unit	Price	Beds/Baths	\$/Sqft	Sqft	Rented Date	Days on Market
800	\$3,650	1/1	\$4.5	806	Feb 2024	8
1801	\$6,000	3/3	\$4.0	1,494	Feb 2024	75
401	\$4,250	2/2	\$3.9	1,100	Feb 2024	105
2307	\$4,300	2/2	\$3.6	1,197	Jan 2024	32
1902	\$4,950	2/2	\$3.9	1,280	Jan 2024	31
1800	\$3,150	1/1	\$3.9	806	Jan 2024	2
2707	\$4,990	2/2	\$4.2	1,197	Dec 2023	436
2906	\$3,150	1/1	\$4.3	738	Dec 2023	43
3604	\$3,100	1/1	\$4.2	738	Dec 2023	69
LPH4...	\$5,000	2/2	\$4.4	1,124	Dec 2023	38
600	\$3,000	1/1	\$3.7	806	Nov 2023	71
1600	\$3,599	1/1	\$4.5	806	Nov 2023	25
2007	\$4,000	2/2	\$3.3	1,197	Nov 2023	146
1902	\$4,850	2/2	\$3.7	1,320	Nov 2023	322
3510	\$4,000	2/2	\$3.3	1,197	Nov 2023	26
3108	\$3,150	1/1	\$4.3	738	Oct 2023	32
2910	\$4,395	2/2	\$3.7	1,197	Oct 2023	36
2808	\$3,200	1/1	\$4.3	738	Oct 2023	11
301	\$4,450	2/2	\$4.0	1,100	Oct 2023	44
1506	\$3,200	1/1	\$4.3	738	Sep 2023	29

Currently Listed

ACTIVE LISTINGS 1/2

Unit	Price	Beds/Baths	\$/Sqft	Sqft	Listing Date	Owner
PH-4	\$2,800,000	3/4	\$736.8	3800	Oct 2023	JOSE MANUE...
701	\$4,000/mth	2/2	\$3.6	1100	Jan 2024	MARIA MERC...
701	\$4,200/mth	2/2	\$3.8	1100	Feb 2024	MARIA MERC...
900	\$3,100/mth	1/1	\$3.8	806	Oct 2023	JAVIER P SAB...
1000	\$3,150/mth	1/1	\$3.9	806	Dec 2023	WILLIAM C BE...
1503	\$3,400/mth	1/1	\$4.5	754	Feb 2024	GRACIELA AM...
1606	\$3,100/mth	1/1	\$4.2	738	Feb 2024	CARLOS MCG...
1807	\$5,000/mth	2/2	\$4.2	1197	Apr 2023	FRANCISCO A...
1901	\$999,000	3/3	\$668.7	1494	Feb 2024	
2000	\$3,700/mth	1/1	\$4.6	806	Feb 2024	ABRAHAM HA...
2106	\$495,000	1/1	\$670.7	738	Feb 2024	JOSE G, SR. LE...
2202	\$950,000	2/2	\$829.0	1146	Dec 2023	ENRIQUE P C...
2208	\$470,000	1/1	\$636.9	738	Jun 2023	MARIA GABRI...
2310	\$4,000/mth	2/2	\$3.3	1197	Nov 2022	MARIANO GH...
2310	\$760,000	2/2	\$634.9	1197	Jan 2024	MARIANO GH...
2403	\$3,150/mth	1/1	\$4.2	754	Jan 2024	Mauricio D&#...
2708	\$3,300/mth	1/1	\$4.5	738	Jan 2024	CAMPO EJR. P...
2910	\$795,000	2/2	\$664.2	1197	Sep 2023	
3002	\$5,950/mth	2/2	\$5.2	1146	Jan 2024	BRADLEY GEE...
3002	\$5,500/mth	2/2	\$4.8	1146	Feb 2024	BRADLEY GEE...

Currently Listed

ACTIVE LISTINGS 2/2

Unit	Price	Beds/Baths	\$/Sqft	Sqft	Listing Date	Owner
3100	\$3,900/mth	1/1	\$4.8	806	Jun 2023	
3102	\$795,000	2/2	\$693.7	1146	Sep 2023	JAVIER A VIJIL
3105	\$4,700/mth	2/2	\$4.2	1124	Jan 2024	FLORA PALMI...
3202	\$799,000	2/2	\$697.2	1146	Feb 2024	SORAYA C MA...
3204	\$3,250/mth	1/1	\$4.4	738	Feb 2024	LUISA E DEG...
3406	\$3,250/mth	1/1	\$4.4	738	Aug 2022	CARLOS BALL...
3410	\$4,200/mth	2/2	\$3.5	1197	Feb 2024	DOUGLAS F V...
3503	\$3,500/mth	1/1	\$4.6	754	Mar 2023	VICKY LEVY
3504	\$3,350/mth	1/1	\$4.5	738	Aug 2023	N/A
3504	\$3,300/mth	1/1	\$4.5	738	Feb 2024	N/A
3505	\$789,000	2/2	\$702.0	1124	Feb 2024	JORGE CABRE...
3508	\$3,300/mth	1/1	\$4.5	738	Mar 2023	JAQ INVESTM...
3602	\$1,100,000	2/2	\$959.9	1146	May 2023	JUAN C UBIETO
3604	\$3,500/mth	1/1	\$4.7	738	Aug 2023	ANDREA NAT...
3703	\$3,400/mth	1/1	\$4.5	754	Apr 2023	N/A
3802	\$5,000/mth	2/2	\$4.4	1146	Jan 2024	ANA ISABEL D...
3907	\$795,000	2/2	\$664.2	1197	Feb 2024	LUIZ FERNAN...