



## 500 Brickell

500 Brickell Ave  
Miami, FL 33131

Every month we compile this comprehensive market report focus on 500 Brickell in this convenient and easy to read format. Our data comes from more than six different sources including MLS Associations, County Offices and Financial Institutions. Get this report for free every month on our website [500brickellcondosforsale.com](https://500brickellcondosforsale.com).

## Property Stats

POSTAL CODE 33131

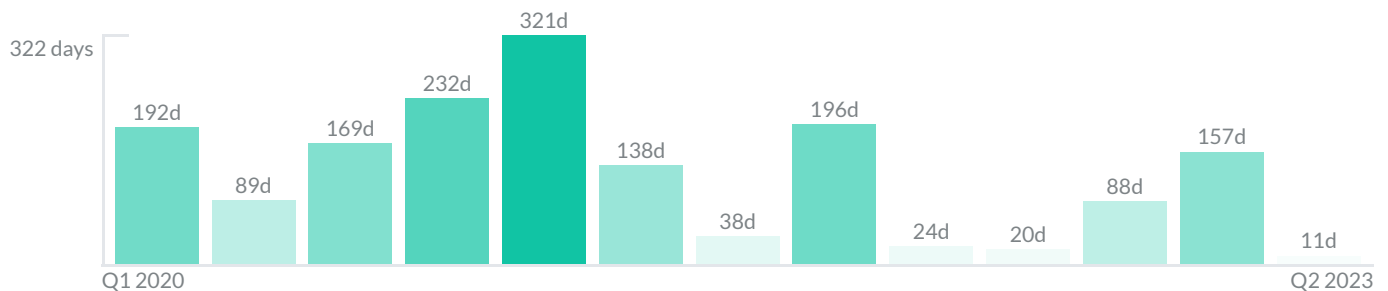
The property stats graph represents the median price evolution since ten years in your postal code area.



## Similar Properties

DAYS ON THE MARKET

Everyday 3 months we monitor how many days it takes for similar properties to be sold. This is also a good indicator to know when to buy or sale!



# Mortgage Rates

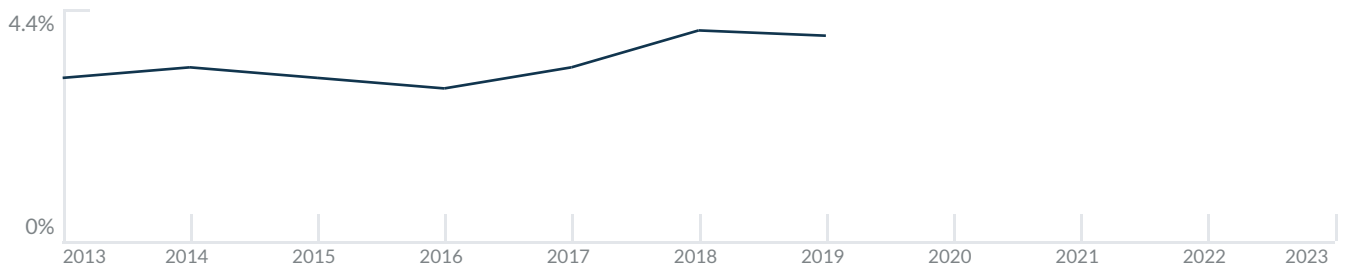
PER YEAR

Understanding mortgage economics is important when you want to buy with a loan. Below is the historical yearly average mortgage rates in the Unites States retrieved from Freddie Mac©

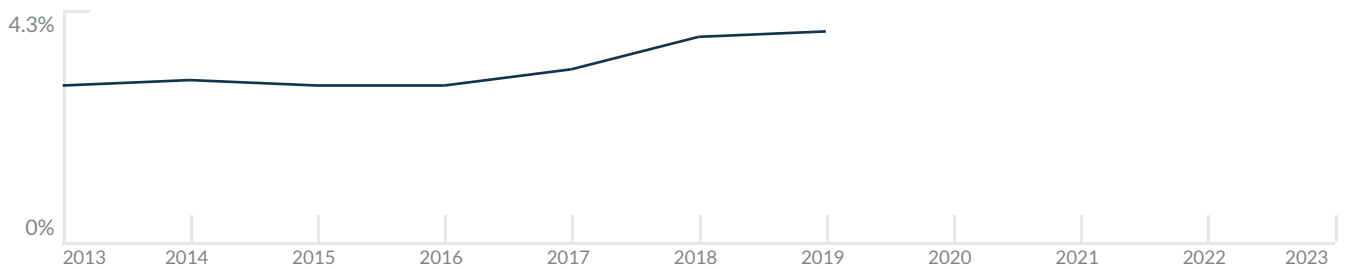
30 YEARS FIXED 4.4%



15 YEARS FIXED 3.9%



5/1-YEAR ADJUSTABLE 3.9%



# Schools

CLOSEST

Having good schools nearby is important if you have kids or plan to rent or sell your home. Ratings are retrieved from the leading independent and nonprofit GreatSchools©

ELEMENTARY SCHOOL	MIDDLE SCHOOL	HIGH SCHOOL
Alpha Charter Of Aspire Engenio Maria De Hostos Youth Leadership Charter School	World School Of The Arts	
1/10	1/10	10/10

# Insights

IN 500 BRICKELL

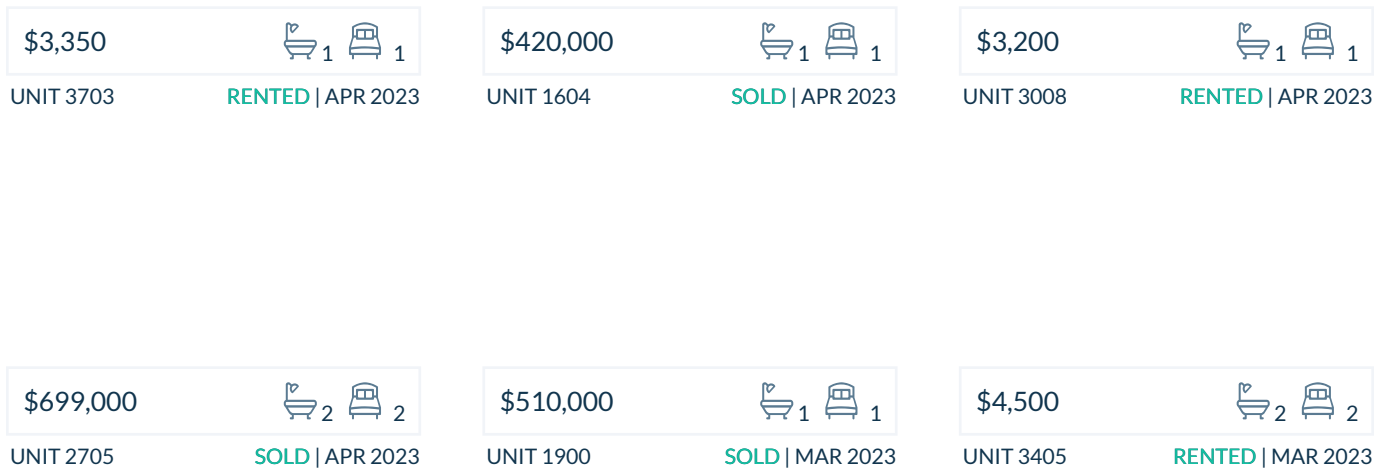
Below the average listing prices of available unit per property type.



# Activity

SOLD OR RENTED

Below the latest transactions reported by the local MLS Association for 500 Brickell



## Sold

LAST 20 PROPERTIES SOLD IN 500 BRICKELL

Unit	Price	Beds/Baths	\$/Sqft	Sqft	Buying Date	Days on Market
1604	\$420,000	1/1	\$569.1	738	Apr 2023	5
2705	\$699,000	2/2	\$621.9	1,124	Apr 2023	17
1900	\$510,000	1/1	\$632.8	806	Mar 2023	157
3705	\$700,000	2/2	\$622.8	1,124	Sep 2022	76
701	\$670,000	2/2	\$609.1	1,100	Aug 2022	145
1602	\$690,000	2/2	\$602.1	1,146	Jul 2022	103
3504	\$510,000	1/1	\$691.1	738	Jul 2022	26
1600	\$540,000	1/1	\$670.0	806	Jun 2022	18
3910	\$585,900	2/2	\$489.5	1,197	Jun 2022	22
3405	\$683,000	2/2	\$607.7	1,124	Mar 2022	92
2602	\$725,000	2/2	\$632.6	1,146	Mar 2022	6
1810	\$565,000	2/2	\$472.0	1,197	Mar 2022	8
2500	\$385,000	1/1	\$477.7	806	Feb 2022	2
1402	\$659,000	2/2	\$575.0	1,146	Jan 2022	11
3902	\$695,000	2/2	\$606.5	1,146	Dec 2021	85
4110	\$575,000	2/2	\$480.4	1,197	Dec 2021	291
501	\$520,000	2/2	\$472.7	1,100	Dec 2021	5
1101	\$598,000	2/2	\$543.6	1,100	Dec 2021	8
3008	\$350,000	1/1	\$474.3	738	Dec 2021	15
2107	\$505,000	2/2	\$421.9	1,197	Dec 2021	53

## Rented

LAST 20 PROPERTIES RENTED IN 500 BRICKELL

Unit	Price	Beds/Baths	\$/Sqft	Sqft	Rented Date	Days on Market
3703	\$3,350	1/1	\$4.4	754	Apr 2023	3
3008	\$3,200	1/1	\$4.3	738	Apr 2023	47
3405	\$4,500	2/2	\$4.0	1,124	Mar 2023	17
LPH-05	\$6,000	2/2	\$5.3	1,124	Mar 2023	60
3006	\$2,995	1/1	\$4.1	738	Mar 2023	89
2103	\$2,800	1/1	\$3.7	754	Feb 2023	5
3500	\$4,000	1/1	\$5.0	806	Jan 2023	17
2310	\$3,800	2/2	\$3.2	1,197	Jan 2023	123
2403	\$3,150	1/1	\$4.2	754	Jan 2023	59
2300	\$3,500	1/1	\$4.3	806	Dec 2022	22
1906	\$3,350	1/1	\$4.5	738	Nov 2022	39
1507	\$4,600	2/2	\$3.8	1,197	Nov 2022	34
2700	\$3,500	1/1	\$4.3	806	Nov 2022	51
1001	\$3,600	2/2	\$3.3	1,100	Nov 2022	27
4006	\$3,250	1/1	\$4.4	738	Nov 2022	6
3005	\$4,000	2/2	\$3.6	1,124	Nov 2022	51
1906	\$3,350	1/1	\$4.5	738	Oct 2022	14
1502	\$4,000	2/2	\$3.5	1,146	Oct 2022	51
3605	\$4,000	2/2	\$3.6	1,124	Sep 2022	59
2305	\$4,500	2/2	\$4.0	1,124	Sep 2022	81

## Currently Listed

---

ACTIVE LISTINGS 1/2

Unit	Price	Beds/Baths	\$/Sqft	Sqft	Listing Date	Owner
PH-4	\$2,300,000	3/4	\$605.3	3800	Apr 2023	JOSE MANUE...
800	\$3,200/mth	1/1	\$4.0	806	Feb 2023	NEW YORK P...
801	\$4,500/mth	2/2	\$4.1	1100	Apr 2023	FLAVIA JEHA...
1701	\$1,100,000	3/3	\$736.3	1494	Apr 2023	N/A
1807	\$5,000/mth	2/2	\$4.2	1197	Jan 2023	FRANCISCO A...
1807	\$5,000/mth	2/2	\$4.2	1197	Apr 2023	FRANCISCO A...
1902	\$5,250/mth	2/2	\$4.0	1320	Mar 2023	ROLANDO CA...
2003	\$475,000	1/1	\$630.0	754	Apr 2023	
2107	\$4,500/mth	2/2	\$3.8	1197	Nov 2022	ERNESTO EST...
2310	\$4,000/mth	2/2	\$3.3	1197	Nov 2022	MARIANO GH...
2310	\$680,000	2/2	\$568.1	1197	Nov 2022	MARIANO GH...
2508	\$3,600/mth	1/1	\$4.9	738	Apr 2023	CAMPO EJ. P...
2600	\$3,750/mth	1/1	\$4.7	806	Apr 2023	WILLIAM D R...
2604	\$3,350/mth	1/1	\$4.5	738	Mar 2023	JUAN M VALD...
2705	\$5,150/mth	2/2	\$4.6	1124	Apr 2023	MIGUEL DAHER
2707	\$5,100/mth	2/2	\$4.3	1197	Apr 2023	
2710	\$695,000	2/2	\$580.6	1197	Nov 2022	
2800	\$3,900/mth	1/1	\$4.8	806	Apr 2023	SONIA SANI
2801	\$6,500/mth	3/3	\$4.4	1494	Nov 2022	ADEL TURJU...
3100	\$515,000	1/1	\$639.0	806	Apr 2023	SCOTT A QUI...

## Currently Listed

---

ACTIVE LISTINGS 2/2

Unit	Price	Beds/Baths	\$/Sqft	Sqft	Listing Date	Owner
3107	\$4,200/mth	2/2	\$3.5	1197	Apr 2023	ALEJANDRA R...
3108	\$3,150/mth	1/1	\$4.3	738	Jan 2023	N/A
3402	\$4,900/mth	2/2	\$4.3	1146	Mar 2023	VENEZIA 200...
3404	\$3,100/mth	1/1	\$4.2	738	Jan 2023	CAROLINA GE...
3406	\$3,250/mth	1/1	\$4.4	738	Aug 2022	CARLOS BALL...
3410	\$725,000	2/2	\$605.7	1197	Nov 2022	DOUGLAS F V...
3503	\$3,500/mth	1/1	\$4.6	754	Mar 2023	VICKY LEVY
3505	\$715,000	2/2	\$636.1	1124	Feb 2023	JORGE CABRE...
3505	\$4,600/mth	2/2	\$4.1	1124	Feb 2023	JORGE CABRE...
3508	\$3,300/mth	1/1	\$4.5	738	Mar 2023	JAQ INVESTM...
3602	\$1,100,000	2/2	\$959.9	1146	Apr 2023	JUAN C UBIETO
3608	\$3,500/mth	1/1	\$4.7	738	Apr 2023	AMILCAR M T...
3703	\$3,400/mth	1/1	\$4.5	754	Apr 2023	N/A
3706	\$3,350/mth	1/1	\$4.5	738	Feb 2023	N/A
3903	\$450,000	1/1	\$596.8	754	Aug 2022	MAGDALENA...