



500 Brickell

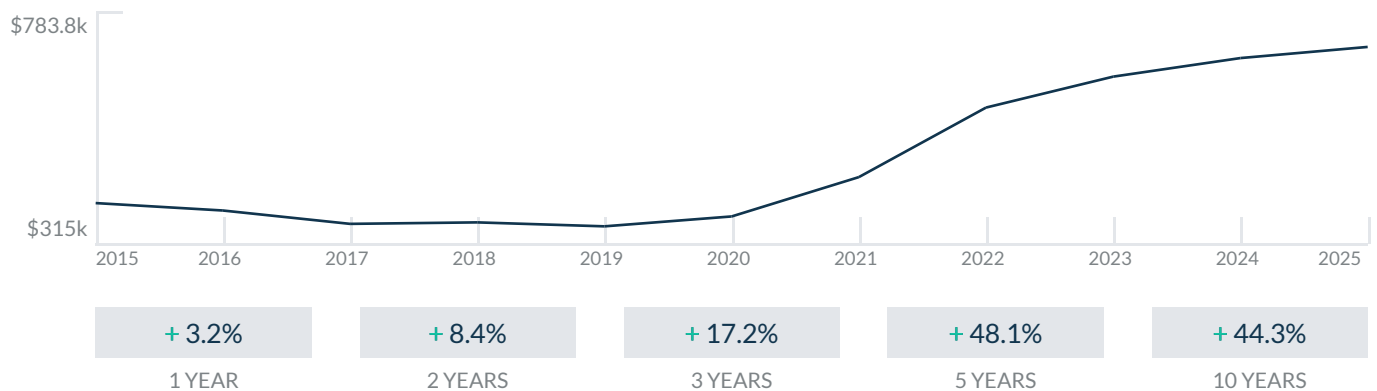
500 Brickell Ave
Miami, FL 33131

Every month we compile this comprehensive market report focus on 500 Brickell in this convenient and easy to read format. Our data comes from more than six different sources including MLS Associations, County Offices and Financial Institutions. Get this report for free every month on our website 500brickellcondosforsale.com.

Property Stats

POSTAL CODE 33131

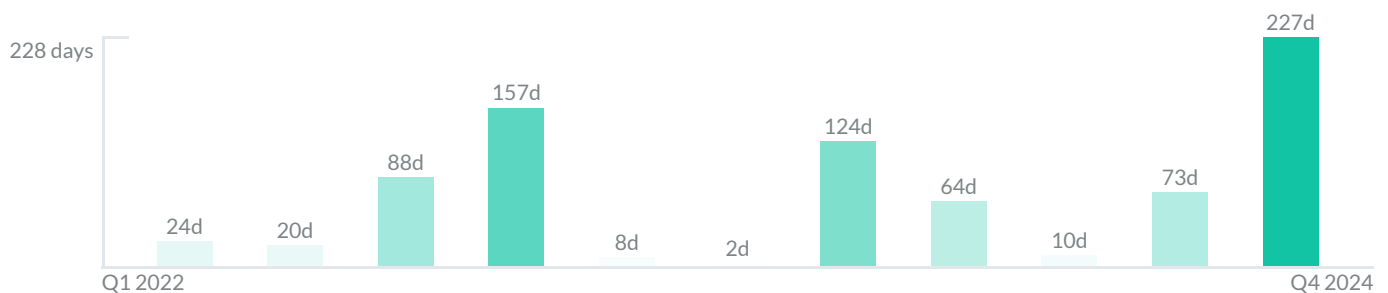
The property stats graph represents the median price evolution since ten years in your postal code area.



Similar Properties

DAYS ON THE MARKET

Everyday 3 months we monitor how many days it takes for similar properties to be sold. This is also a good indicator to know when to buy or sale!

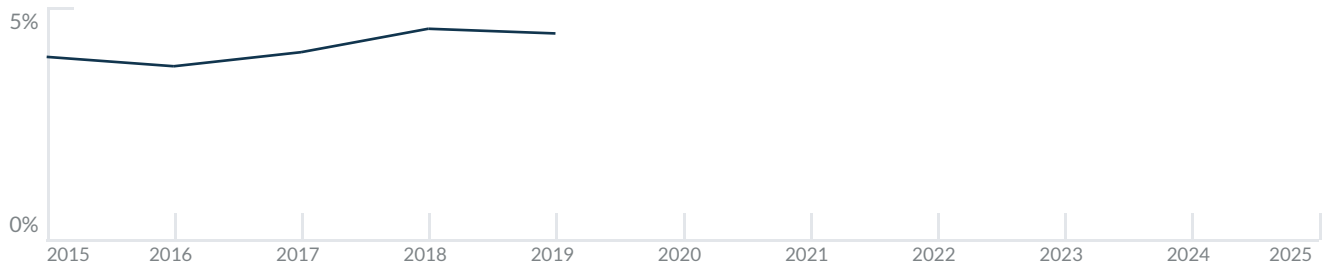


Mortgage Rates

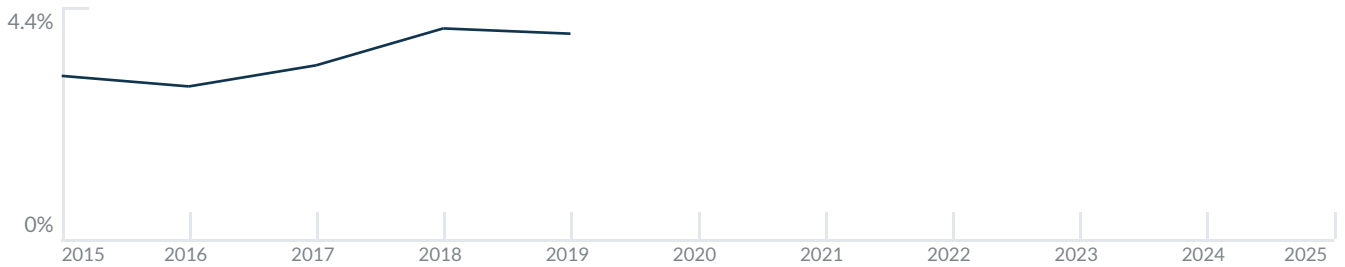
PER YEAR

Understanding mortgage economics is important when you want to buy with a loan. Below is the historical yearly average mortgage rates in the Unites States retrieved from Freddie Mac©

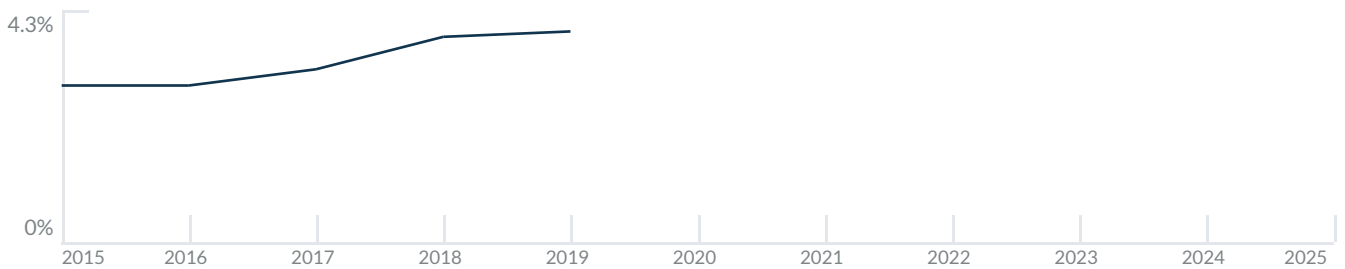
30 YEARS FIXED 4.4%



15 YEARS FIXED 3.9%



5/1-YEAR ADJUSTABLE 3.9%



Schools

CLOSEST

Having good schools nearby is important if you have kids or plan to rent or sell your home. Ratings are retrieved from the leading independent and nonprofit GreatSchools©

ELEMENTARY SCHOOL	MIDDLE SCHOOL	HIGH SCHOOL
Alpha Charter Of Aspire Engenio Maria De Hostos Youth Leadership Charter School	World School Of The Arts	
1/10	1/10	10/10

Insights

IN 500 BRICKELL

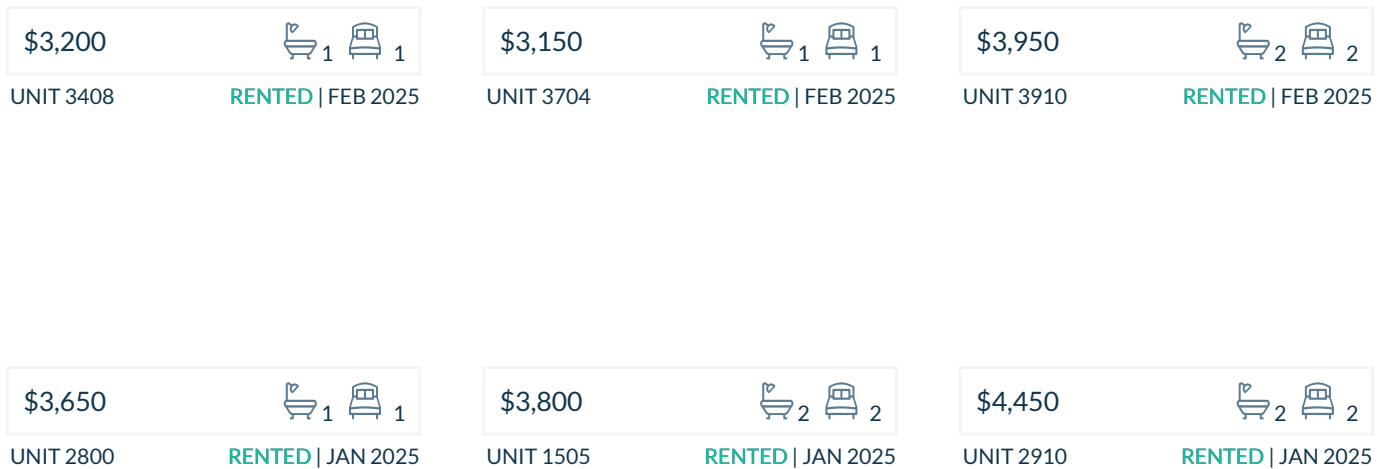
Below the average listing prices of available unit per property type.



Activity

SOLD OR RENTED

Below the latest transactions reported by the local MLS Association for 500 Brickell



Sold

LAST 20 PROPERTIES SOLD IN 500 BRICKELL

Unit	Price	Beds/Baths	\$/Sqft	Sqft	Buying Date	Days on Market
PH-4	\$2,500,000	3/4	\$657.9	3,800	Dec 2024	549
3802	\$795,000	2/2	\$693.7	1,146	Nov 2024	124
3607	\$649,000	2/2	\$542.2	1,197	Oct 2024	9
1000	\$525,000	1/1	\$651.4	806	Sep 2024	8
2110	\$750,000	2/2	\$626.6	1,197	Sep 2024	44
3202	\$775,000	2/2	\$676.3	1,146	Aug 2024	67
2106	\$495,000	1/1	\$670.7	738	Jul 2024	173
3602	\$800,000	2/2	\$698.1	1,146	Jun 2024	15
2403	\$475,000	1/1	\$630.0	754	Apr 2024	6
3502	\$799,000	2/2	\$697.2	1,146	Apr 2024	8
2002	\$785,000	2/2	\$685.0	1,146	Mar 2024	81
2602	\$795,000	2/2	\$693.7	1,146	Feb 2024	46
4002	\$785,000	2/2	\$685.0	1,146	Dec 2023	48
1701	\$989,000	3/3	\$662.0	1,494	Oct 2023	200
2900	\$499,900	1/1	\$620.2	806	Jul 2023	2
3100	\$515,000	1/1	\$639.0	806	May 2023	3
1604	\$420,000	1/1	\$569.1	738	Apr 2023	5
2705	\$699,000	2/2	\$621.9	1,124	Apr 2023	17
1900	\$510,000	1/1	\$632.8	806	Mar 2023	157
3705	\$700,000	2/2	\$622.8	1,124	Sep 2022	76

Rented

LAST 20 PROPERTIES RENTED IN 500 BRICKELL

Unit	Price	Beds/Baths	\$/Sqft	Sqft	Rented Date	Days on Market
3408	\$3,200	1/1	\$4.3	738	Feb 2025	40
3704	\$3,150	1/1	\$4.3	738	Feb 2025	22
3910	\$3,950	2/2	\$3.3	1,197	Jan 2025	214
2800	\$3,650	1/1	\$4.5	806	Jan 2025	14
1505	\$3,800	2/2	\$3.4	1,124	Jan 2025	94
2910	\$4,450	2/2	\$3.7	1,197	Jan 2025	94
3004	\$3,150	1/1	\$4.3	738	Jan 2025	71
2505	\$4,000	2/2	\$3.6	1,124	Jan 2025	44
2900	\$4,500	1/1	\$5.6	806	Dec 2024	44
2106	\$3,000	1/1	\$4.1	738	Dec 2024	82
1507	\$4,250	2/2	\$3.6	1,197	Dec 2024	43
3806	\$3,100	1/1	N/A	N/A	Nov 2024	27
2407	\$4,200	2/2	\$3.5	1,197	Oct 2024	18
1200	\$3,500	1/1	\$4.3	806	Sep 2024	81
3802	\$5,000	2/2	\$4.4	1,146	Sep 2024	15
4008	\$3,350	1/1	\$4.5	738	Sep 2024	66
1802	\$4,500	2/2	\$3.9	1,146	Sep 2024	34
2100	\$3,600	1/1	\$4.5	806	Sep 2024	17
1902	\$4,950	2/2	\$3.9	1,280	Sep 2024	83
3200	\$3,500	1/1	\$4.3	806	Sep 2024	33

Currently Listed

ACTIVE LISTINGS 1/3

Unit	Price	Beds/Baths	\$/Sqft	Sqft	Listing Date	Owner
PH-4	\$20,000/mth	3/4	\$5.3	3800	Nov 2024	JOSE MANUE...
LPH-05	\$795,000	2/2	\$707.3	1124	Dec 2024	SALAH ENRIQ...
401	\$4,200/mth	2/2	\$3.8	1100	Feb 2025	MARCELO A R...
1401	\$6,300/mth	3/3	\$4.2	1494	May 2024	
1401	\$999,000	3/3	\$668.7	1494	May 2024	
1407	\$4,200/mth	2/2	\$3.5	1197	Jun 2024	PETER FOLEY
1605	\$4,700/mth	2/2	\$4.2	1124	May 2024	LUISANA IDS...
1610	\$719,900	2/2	\$601.4	1197	Feb 2025	ARNALDO TA...
1704	\$3,600/mth	1/1	\$4.9	738	Jun 2024	LUIS CARLOS...
1901	\$999,000	3/3	\$668.7	1494	Apr 2024	
1903	\$3,250/mth	1/1	\$4.3	754	Nov 2024	
1906	\$505,000	1/1	\$684.3	738	Feb 2025	CRYSTAL QU...
1907	\$650,000	2/2	\$543.0	1197	Dec 2024	ROBERTO BE...
2203	\$600,000	1/1	\$795.8	754	Feb 2025	JOEL KAPLAN...
2310	\$730,000	2/2	\$609.9	1197	Oct 2024	MARIANO GH...
2407	\$699,000	2/2	\$584.0	1197	Aug 2024	N/A
2606	\$3,150/mth	1/1	\$4.3	738	Apr 2024	GAVINDRA P...
2707	\$4,900/mth	2/2	\$4.1	1197	Jan 2025	
2808	\$3,100/mth	1/1	\$4.2	738	Dec 2024	GLORIA C MA...
2906	\$3,100/mth	1/1	\$4.2	738	Feb 2025	MIGUEL A DE...

Currently Listed

ACTIVE LISTINGS 2/3

Unit	Price	Beds/Baths	\$/Sqft	Sqft	Listing Date	Owner
2910	\$795,000	2/2	\$664.2	1197	Sep 2023	
2910	\$739,000	2/2	\$617.4	1197	Dec 2024	
3005	\$4,100/mth	2/2	\$3.6	1124	Jan 2025	
3108	\$3,150/mth	1/1	\$4.3	738	Feb 2025	N/A
3202	\$798,500	2/2	\$696.8	1146	May 2024	SORAYA C MA...
3202	\$4,800/mth	2/2	\$4.2	1146	Jul 2024	SORAYA C MA...
3405	\$715,000	2/2	\$636.1	1124	Feb 2025	JESUS LISAND...
3500	\$4,000/mth	1/1	\$5.0	806	Jun 2024	
3505	\$789,000	2/2	\$702.0	1124	Apr 2024	JORGE CABRE...
3505	\$729,000	2/2	\$648.6	1124	Sep 2024	JORGE CABRE...
3505	\$685,000	2/2	\$609.4	1124	Jan 2025	JORGE CABRE...
3602	\$800,000	2/2	\$698.1	1146	May 2024	JUAN C UBIETO
3607	\$685,000	2/2	\$572.3	1197	Aug 2024	SYDNEY HALP...
3704	\$528,000	1/1	\$715.4	738	Jan 2025	
3907	\$795,000	2/2	\$664.2	1197	Sep 2024	LUIZ FERNAN...
3907	\$795,000	2/2	\$664.2	1197	Oct 2024	LUIZ FERNAN...
3910	\$719,000	2/2	\$600.7	1197	Oct 2024	JORGE CESIN
3910	\$669,000	2/2	\$558.9	1197	Jan 2025	JORGE CESIN
3910	\$665,000	2/2	\$555.6	1197	Feb 2025	JORGE CESIN
4106	\$3,100/mth	1/1	\$4.2	738	Apr 2024	MELUMANIA...

Currently Listed

ACTIVE LISTINGS 3/3

Unit	Price	Beds/Baths	\$/Sqft	Sqft	Listing Date	Owner
4110	\$700,000	2/2	\$584.8	1197	Dec 2024	